



Universal HVAC/R
Parts and Supplies

SPECIFICATION SHEET TL-EZ2F

TL SERIES TL-EZ2F ZONE CONTROLLER

- > Full-Featured 2-Zone Controller
- > Electronic Limit Control™
- > TL Series Staging
- > Bright, Backlit LCD Display
- > On-Board Fresh Air and Economizer Control
- > Return Air or Fresh Air Temperature Monitoring Available
- > Supply Air and Return Air Sensor Included
- > Plastic Enclosure and Spare Fuse Included
- > TL Series Exclusive Start-Up Equipment Test Mode
- > LED Indicates Blown Fuse
- > Stand-Alone or 2-Zone Expansion Module
- > Dependable Field-Proven Platform

GENERAL DESCRIPTION

The TL Series EZ2F controller features a state-of-the-art microprocessor for reliable control of two (2) zones from a single forced-air HVAC system. The panel includes a bright, backlit LCD display with full text for system status monitoring and diagnosis. In addition, each thermostat and equipment terminal has its own color-coded LED allowing for easy monitoring of thermostat and equipment calls. The included supply air temperature sensor allows for constant monitoring of supply air temperature in the plenum. The included return air sensor allows easy observation of equipment status. TL Series exclusive Electronic Limit Control™ (ELC) technology protects the system's compressor and heat exchanger from potential issues associated with freeze-up and over heating. TL Series Staging handles equipment staging based on time and temperature, allowing the use of singlestage thermostats. Exclusive Economy Mode provides comfort and efficiency control. Supports up to 3-Stage Heating and 2-Stage Cooling equipment.

EASY INSTALLATION

- Mounts with Two Screws
- Quick-Connect Screwless Terminals
- Innovative Enclosure Design with Multiple Wiring and Mounting Options

EASY CONFIGURATION

- Simple Step-By-Step System Setup
- Controller Guides You Thru Each Step
- Backlit LCD Display is EZ to See
- No Dipswitches - No Confusion - No Guessing

EASY TROUBLESHOOTING


- Display Indicates Full System Status
- Color-Coded LED Indicators for Each Thermostat Call and Equipment Call
- Two-Color LED Indicators Show Damper Position
- Red LED Indicates Blown Fuse

EASY OPERATION

- Mix & Match Standard Gas/Electric and Heat Pump Thermostats
- TL Series Staging Based on Supply Air Temperature
- Automatic Changeover for Maximum Comfort
- Microprocessor Manages All Complex Decisions
- Adjustable Staging Time and Temperature for Maximum Comfort

EASY CUSTOMER FEATURES

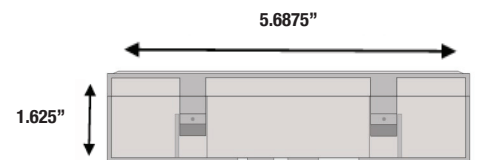
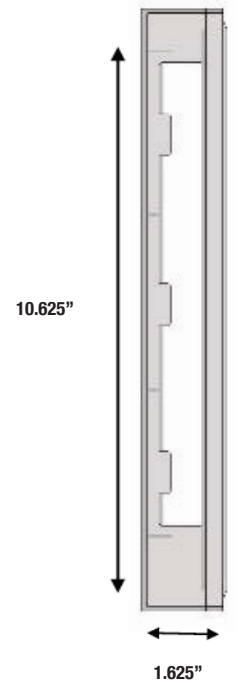
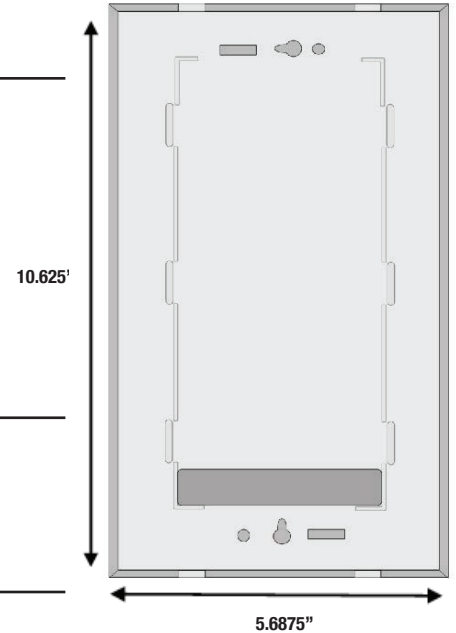
- Customer Never Needs to Use the Control Panel
- Selectable Zone-1 Priority for More Customer Control
- Enable Emergency Heat from Zone 1 Thermostat
- Constant Supply Air Monitoring from ELC™ Ensures Customer Safety
- Zone Specific Ventilation - Energize Fan from Any Thermostat



TL SERIES TL-EZ2F

SPECIFICATION SHEET

POWER	TL-EZ2F	8VA Max (24VAC @ 300mA) Separate transformer design for controller, thermostats and dampers (Field Supplied) Separate RC & RH terminals for separate equipment transformers, if needed
	System Power Requirements	8VA + Thermostats (3VA) + Dampers (3 to 10VA) = Total Transformer Size
OUTPUTS	Equipment	10 AMP @ 24VAC Contact Rating RH - 24VAC HOT from Heating Transformer on Equipment (RED Led) RC - 24VAC HOT from Cooling Transformer on Equipment (RED Led) C - 24VAC COMMON from Transformer on Equipment (NO Led) Y1 - 1st Stage Compressor (YELLOW Led) Y2 - 2nd Stage Compressor (YELLOW Led) G - Fan (GREEN Led) W1/EH - 1st Stage Heat OR Emergency Heat (RED Led) W2 O/B - Reversing Valve OR 2nd Stage Heat (ORANGE Led)
	Dampers	10 AMP @ 24VAC Contact Rating Power Close/Spring Open Dampers (10VA) Power Open/Spring Close Dampers (10VA) Power Open/Power Close Dampers (3VA)
INPUTS	Thermostat	LABEL - DESCRIPTION (LED COLOR) R - 24VAC HOT (RED) C - Common (NONE) Y - Compressor (YELLOW) G - Fan (GREEN) W - Heat OR Emergency Heat (RED) O/B - Reversing Valve (ORANGE) EC - Economy Input (GREEN) - Zone ONE Only
	Temperature	10K Type II Thermistor SA Sensor - 4" Supply Air Temperature Sensor - Stainless Steel Probe w/10ft. Cable and Plug (Provided with each TL Series Controller) FA Sensor - Optional Return Air Sensor or Outdoor Temperature Sensor
FEATURES	Equipment Capabilities	SPECIAL FEATURES A/C - Gas Heat A/C - Electric Heat Electric Heat Pump - Electric Auxiliary Heat 3 Heat/2 Cool
	Controller Capabilities	TL Series Staging Zone 1 Thermostat Staging Capable Electronic Limit Control Adjustable High and Low Limit Set points Adjustable Time and Temperature Aux Heat Staging Fresh Air or Economizer Control On-Board Supply Air Temperature Monitoring Back-lit LCD Display LED Indicators for Thermostat and Equipment Calls Exclusive Technician Run-Test Mode 5-Year Warranty



Technical & Sales/Information
315-432-7278