




# i-Vu® Building Automation System Network Devices

Part Numbers: REP485, PROT485, BT485




Carrier's ancillary network devices ensure optimum performance for BACnet MS/TP and other EIA-485 networks. These devices install easily and work together to amplify data signals and provide surge protection, bias, and termination to any EIA-485 network.




## Key Features and Benefits


- The REP485 allows you to expand your overall network by repeating and amplifying network signals from one network segment to the next.
- The PROT485 provides electrical surge protection to controllers installed within 250 ft. (76 m).
- The BT485 prevents end-of-line reflections, noise, and signal distortion by effectively terminating and biasing each network segment.



485 Repeater  
Part #REP485



Blasing Terminators (16 pack)  
Part #BT485



Electrical Surge  
Protection Board  
Part #PROT485

# i-Vu<sup>®</sup> Building Automation System

## Network Devices



Part Numbers: REP485, PROT485, BT485

### REP485

<b>Power</b>	24 VAC ± 10%, 50-60Hz, 6 VA power consumption
<b>Mounting</b>	4 in. Snap Track
<b>Terminals</b>	Removable screw terminals
<b>Ports</b>	Net A and Net B are both EIA-485 (optically isolated)
<b>Network Requirement</b>	1 after every 31 controllers, after every 2000ft. (609.6m), or at each branch of a hybrid network
<b>Network Wiring</b>	22/24 AWG, single twisted shielded pair, low capacitance, CL2P wire
<b>Operating Temperature</b>	0 to 130°F (-17.8 to 54.4°C), 5-95% relative humidity, non-condensing
<b>Listed By</b>	UL-916 (PAZX), cUL-916 (PAZX7), CE EN50082-1997
<b>Dimensions</b>	4 in. (width) by 4 in. (height) by 2 in. (depth) 102 mm (width) by 102 mm (height) by 51 mm (depth)

### PROT485

<b>Power</b>	N/A
<b>Mounting</b>	4 in. Snap Track
<b>Terminals</b>	Removable screw terminals
<b>Network Requirement</b>	At each place wire enters or exits the building, or for maximum protection, 1 recommended within 250ft. (76m) of each controller
<b>Network Wiring</b>	22/24 AWG, single twisted shielded pair, low capacitance, CL2P wire
<b>Protection</b>	2 replaceable 0.5 A fuses protect the fused connection: F1, type 3AG, 250 Vac, 0.5 A, T (time-lag) F2, type 3AG, 250 Vac, 0.5 A, T (time-lag)
<b>Operating Temperature</b>	-20 to 140°F (-29 to 60°C), 10-90% relative humidity, non-condensing
<b>Listed By</b>	UL-916 (PAZX), cUL-916 (PAZX7), CE EN50082-1997
<b>Dimensions</b>	4 in. (width) by 4 in. (height) by 2 in. (depth); 102mm (width) by 102mm (height) by 51 mm (depth)

### BT485

<b>Network Requirement</b>	1 at each controller that begins and ends a network segment greater than 10 ft (3 m)
<b>Operating Temperature</b>	-20 to 140°F (-29 to 60°C)
<b>Listed By</b>	UL-916 (PAZX), cUL-916 (PAZX7), CE EN50082-1997
<b>Dimensions</b>	.5 in. (width) by .6 in. (height); 12 mm (width) by 15 mm (height)

