



i-Vu® Building Automation System i-Vu® XT BACnet Link



Part Number: XT-LB

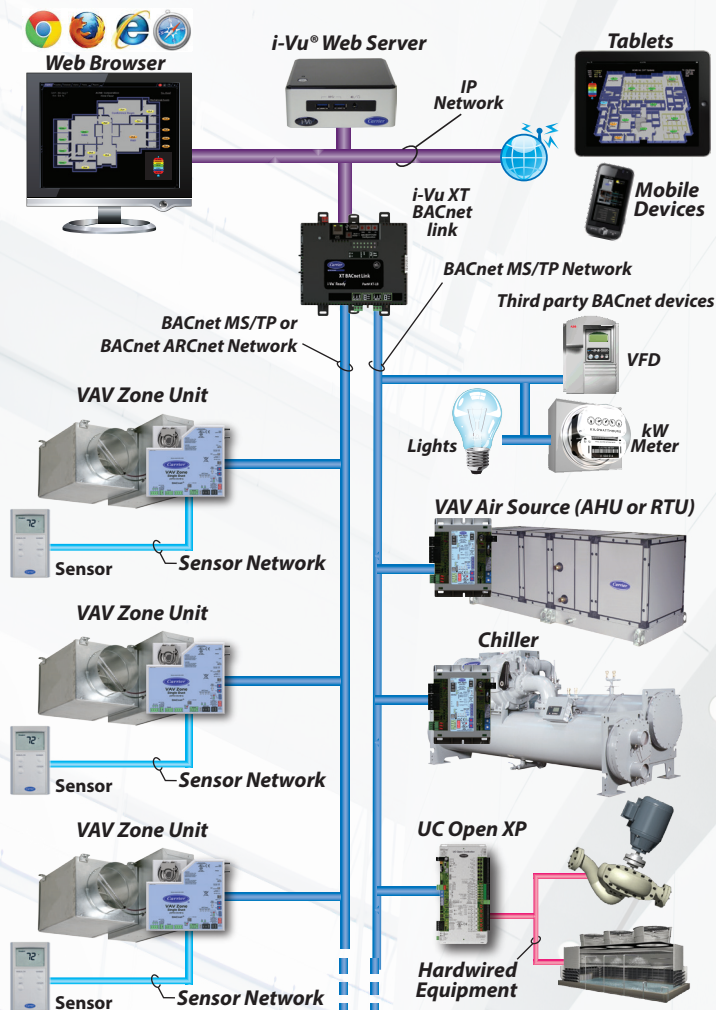
The i-Vu® Building Automation System provides everything you need to access, manage, and control your building, including the powerful i-Vu user interface, plug-and-play BACnet® controllers, and state-of-the-art Carrier equipment.

The i-Vu® XT BACnet link allows you to integrate other manufacturers' equipment into the i-Vu building automation system using BACnet and/or MODBUS protocols, making it easy to tie in equipment such as VFDs, boilers, and lighting systems. Each i-Vu XT BACnet link supports up to 1,500 third party BACnet points and up to 500 Client/Server MODBUS points using MODBUS TCP/IP or MODBUS RTU protocols.


The i-Vu® XT BACnet link also routes BACnet messages between the i-Vu building automation system backbone (BACnet/IP), and a subnetwork of i-Vu controllers (BACnet MS/TP and/or BACnet ARCnet). It connects directly to the Ethernet LAN and provides the i-Vu web server with access to the entire i-Vu system.

The i-Vu XT BACnet link also extends an i-Vu system, allowing individual BACnet MS/TP networks (with up to 60 controllers each), and BACnet ARCnet networks (with up to 99 controllers each), to be connected together via the i-Vu building automation system backbone.

The i-Vu® Building Automation System



Up to 60 i-Vu Controllers per BACnet MS/TP network
Up to 99 i-Vu Controllers per BACnet ARCnet network



VFDs



Boilers



Lighting





i-Vu[®] Building Automation System

i-Vu[®] XT BACnet Link

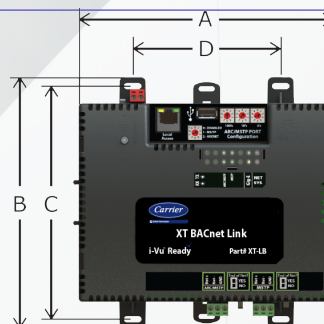
Part Number: XT-LB

Power Requirements	24VAC ± 10%, 50-60Hz, 50 VA 26VDC ± 10%, 15W
Communication	Gig-E: 10/100/1000 BaseT Ethernet port for BACnet/IP and/or BACnet/Ethernet and/or MODBUS TCP/IP communication
Ports	S1 ARC/MSTP: High-speed EIA-485 port with End of Net switch for connecting one of the following network types: <ul style="list-style-type: none"> • BACnet ARCnet network at 156 kbps • BACnet MS/TP network at 9.6, 19.2, 38.4, 57.6, 76.8, or 115.2 kbps • MODBUS RTU at 9.6, 19.2, 38.4, 57.6, 76.8 or 115.2 kbps S2 MSTP: Electrically isolated EIA-485 port with End of Net switch for connecting one of the following network types: <ul style="list-style-type: none"> • BACnet MS/TP network at 9.6, 19.2, 38.4, 57.6, , 76.8, or 115.2 kbps • MODBUS RTU at 9.6, 19.2, 38.4, 57.6, 76.8 or 115.2 kbps Local Access: 10/100 Base T Ethernet port for system start-up and troubleshooting
Protection	Device is protected by a replaceable, fast acting, 250Vac, 2A, 5mm x 20mm glass fuse. The power and network ports comply with the EMC requirements EN50491-5-2.
Integration	Maximum 1500 Third Party BACnet points (BACnet/IP, BACnet MS/TP or BACnet ARCnet) Maximum 500 Client or Server MODBUS points (MODBUS TCP/IP, MODBUS RTU) Maximum 999 Control programs or available memory
Real-Time Clock	Real-time clock keeps track of time in the event of a power failure for up to 3 days.
LED Status Indicators	Tricolor NET LED to show network status Tricolor SYS LED to show system status A TX (Transmit) and RX (Receive) LED for: <ul style="list-style-type: none"> - Gig-E port - ARC/MSTP port - MSTP port
Router Addressing	Rotary DIP switches set address of router
Environmental Operating Range	Operating: 32 to 140°F (-18 to 60°C); 10 to 90% RH, non-condensing Storage: -24 to 140°F (-30 to 60°C); 10 to 90% RH, non-condensing
Compliance	United States of America: FCC compliant to Title CFR47, Chapter 1, Subchapter A, Part 15, Subpart B, Class A; UL listed to UL916, PAZX, Energy Management Equipment Canada: Industry Canada Compliant, ICES-003, Class A; cUL listed UL 916, PAZX and Energy Management Equipment Europe: CE mark, EN50491-5-2:2009 , Part 5-2: EMC requirements for HBES/BACS used in residential, commercial and light industry environment; EN50491-3: 2009, Part 3: Electrical safety requirements for Home and Building Electronic Systems (HBES) and Building Automation and Control Systems (BACS); Low Voltage Directive: 2006/95/EC; RoHS Compliant: 2011/65/EU Australia and New Zealand: C-Tick Mark, AS/NZS 61000-6-3

Physical Fire-retardant plastic ABS, UL94-5VA

Dimensions

- Overall**
A: 7.1" (18.03 cm)
B: 6.95" (17.65 cm)
- Mounting**
DIN rail mount or screw mount
C: 6.45" (16.38 cm)
D: 4.1" (10.4 cm)
Depth: 2.79" (7.09 cm)
- Weight:** 1.1 lbs. (.482 kg)



CONTROLS EXPERT

Tested. Certified. Factory Authorized.

For more information, contact your local Carrier Controls Expert.
Controls Expert Locator:
www.carrier.com/controls-experts

© Carrier Corporation Cat. No. 11-808-617-01 10/18
Manufacturer reserves the right to discontinue, or change at any time, specifications or designs, without notice and without incurring obligations. Trademarks are properties of their respective companies and are hereby acknowledged.