



i-Vu® Building Automation System VVT Zone II

Part Number: OPN-VVTZC-02



The i-Vu® Building Automation System provides everything you need to access, manage, and control your building, including the powerful i-Vu user interface, plug-and-play BACnet controllers, and state-of-the-art Carrier equipment.

The VVT Zone II controller provides zone level temperature and air quality control for a variety of pressure-dependent VVT applications. This advanced controller features a separable actuator for easy installation onto single duct and parallel fan-powered air terminals. It also features native BACnet communications and plug-and-play connectivity to the Carrier i-Vu Building Automation System.

Application Features


- Sophisticated factory-engineered and tested algorithms provide reliability and energy efficiency
- Pressure dependent space temperature control
- Supports modulating hot water, 2-position hot water, single, 2, or 3 stage electric heat, or zone perimeter heat
- Built-in advanced control routines for zone level humidity control or zone level demand control ventilation (ASHRAE® 62)
- Adaptive optimal start and PID control for maximum occupant comfort
- Supports Carrier communicating room sensors, which allow for local setpoint adjustment and local overrides

System Benefits

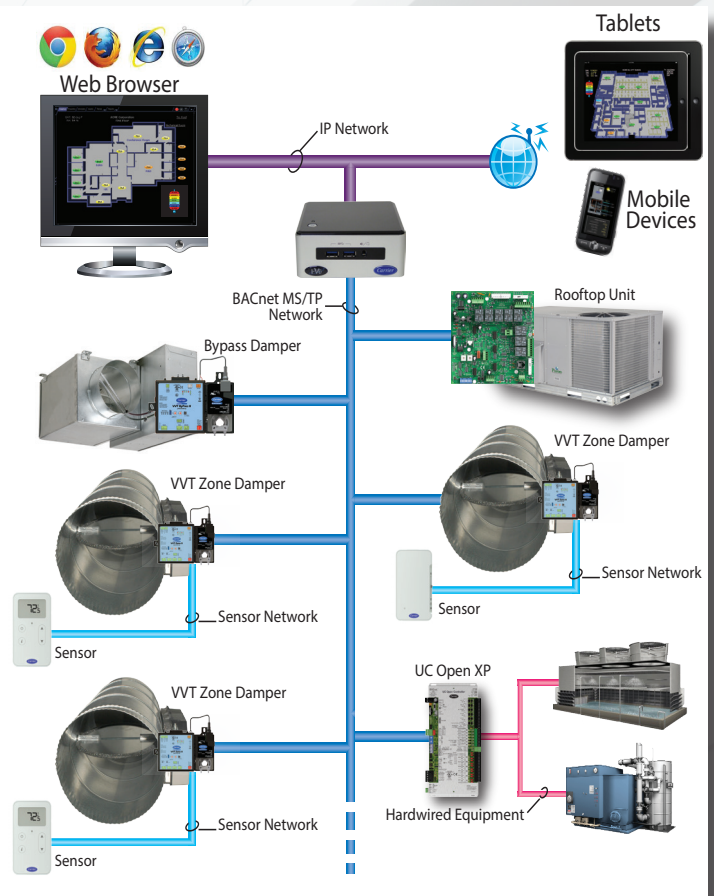
- Integrated Carrier airside linkage algorithm for plug-and-play integration with Carrier air sources
- Fully plug-and-play with the Carrier i-Vu Building Automation System
- Supports demand limiting for maximum energy savings
- Compatible with i-Vu Tenant Billing for tracking tenants' after-hours energy usage

Hardware Features

- Separable brushless actuator for reliability and longevity
- Capable of system or stand-alone operation
- Native BACnet MS/TP or ARCNET communications



The Carrier i-Vu Open Control System





i-Vu® Building Automation System

VVT Zone II

Part Number: OPN-VVTZC-02

BACnet Support	Conforms to the Advanced Application Controller (B-AAC) Standard Device Profile as defined in BACnet 135-2012 Annex L Protocol rev. 9
Communication Ports	<p>BACnet port: EIA-485 port for BACnet MS/TP communications (9600 bps, 19.2 kbps, 38.4 kbps, & 76.8 kbps) or ARCNET 156 kbps;</p> <p>Local Access port: For system start-up and troubleshooting (115.2 kbps);</p> <p>Rnet port: For connecting Carrier communicating room sensors and Carrier's touchscreen user interface</p> <p>ACTnet Port: For connecting the actuator cable</p>
Separable Actuator	Brushless DC motor, torque 45 inch-pounds (5Nm), runtime 205 seconds for 90 degree travel during control
Inputs	3 analog inputs: RH/CO2 (0-5V), T55 (10k thermistor), SAT (10k thermistor). AI's have 10 bit A/D resolution. 1 binary input: Remote Occupancy (dry contact).
Outputs	1 analog output: Hot Water Valve (HWV). AO is 0 to 10VDC (5mA maximum) with 8 bit D/A resolution using filtered PWM. 3 binary outputs: HEAT1, HEAT2, and FAN. Relay contact rated at 1A max @ 24VAC/MDC, configured normally open.
Protection	Incoming power and network connections are protected by non-replaceable internal solid state polyswitches that reset themselves when the condition that causes a fault returns to normal. The power, network, input, and output connections are also protected against voltage transient and surge events lasting no more than 10 msec.
Battery	10-year Lithium CR2032 battery provides a minimum of 10,000 hours of trend data retention during power outages
Status Indicators	LED status indicators for BACnet MS/TP communication, run status, error, power, and all digital outputs
Controller Addressing	Rotary dip switches set BACnet MS/TP or ARCNET MAC address of controller
Listed by	UL-916 (PAZX), cUL-916 (PAZX7), FCC Part 15-Subpart B-Class A, CE EN50082-1997, UL94-5VA plenum rated enclosure
Environmental Operating Range	<p>Operating: 32 to 130°F (0 to 54°C) 10 to 90% RH, non-condensing</p> <p>Storage: -24 to 140°F (-30 to 60°C) 0 to 90% RH, non-condensing</p>
Power Requirements	24VAC ± 10%, 50-60Hz, 14 VA power consumption, 26VDC (25V min, 30V max), Single Class 2 source only, 100 VA or less

Dimensions

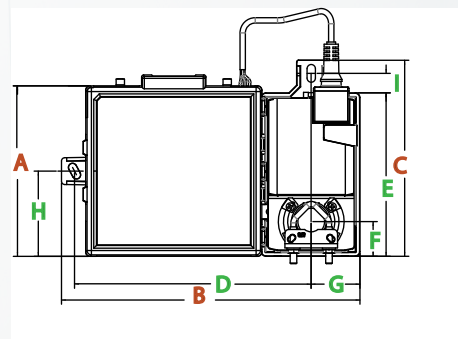
Overall

- A:** 5.10" (12.95 cm)
- B:** 8.93" (22.68 cm)
- C:** 5.87" (14.90 cm)

Mounting

- D:** 7.00" (17.78 cm)
- E:** 4.89" (12.42 cm)
- F:** 1.04" (2.64 cm)
- G:** 1.46" (3.71 cm)
- H:** 2.55" (6.48 cm)
- I:** 0.58" (1.47 cm)

- Depth:** 2.5" (6.4 cm)
- Weight:** 1.8 lbs (0.82 kg)
- Minimum Shaft Diameter:** 3/8" (.95 cm)
- Maximum Shaft Diameter:** 1/2" (1.27 cm)
- Minimum Shaft Length:** 1-3/4" (4.45 cm)



CONTROLS EXPERT

Tested. Certified. Factory Authorized.

For more information, contact your local Carrier Controls Expert.

Controls Expert Locator:
www.carrier.com/controls-experts

© Carrier Corporation Cat. No. 11-808-446-01 Rev. 11/18
 Manufacturer reserves the right to discontinue, or change at any time, specifications or designs, without notice and without incurring obligations. Trademarks are properties of their respective companies and are hereby acknowledged.