

# Technical Data

Model Number	Replacement Parts			Cabinet Size	Enclosure Style	Cabinet Dimensions (inches)				Knockout Figure
	Complete Block and Puller	Fuse Block Only	Puller Only			Height (A)	Width (B)	Depth (C)	Depth (D)	
P035F	FR39	—	FR352	6 x 8	C	8	5-3/4	3-1/8	—	1
P065F	FR69	—	FH682	6 x 8	C	8	5-3/4	3-1/8	—	1
P065NA1	—	—	—	5 x 7	D	7-1/4	5	2-1/8	2-3/4	2
P065P	—	NF65	NF652	6 x 8	D	8	6	5-3/4	2-3/4	2
P065P1	—	NF65	NF652	5 x 7	D	7	5	2-1/8	2-3/4	2
U035F2	FR35R	—	FR352R	5 x 7	A	7	5	2-1/8	2-3/4	2
U0353F	265A6035G27	—	265A6035G27	6 x 14	B	14-3/8	7-1/4	5-3/16	—	3
U045F	FR35XFR67	—	FR352, FH682	9 x 17	B	17-3/8	9-3/4	5-3/16	—	4
U0653F	265A6036G69	—	265A6036G69	6 x 14	B	14-3/8	7-1/4	5-3/16	—	3
U0653P	265A6036G73	—	265A6036G73	6 x 14	B	14-3/8	7-1/4	5-3/16	—	3
U065F1	FR65	—	FH682	5 x 9	A	9	5	2-1/8	2-3/4	2
U065NA1	—	—	—	5 x 7	D	7	5	2-1/8	2-3/4	2
U065NA1010	—	—	—	5 x 7	D	7	5	3-5/8	5-3/16	2
U065P	—	NF65	NF652	5 x 7	A	7-1/4	5	2-1/8	2-3/4	2
U065P010	—	NF65	NF652	5 x 7	D	7	5	3-5/8	5-3/16	2
U065PC2	—	NF65	NF652	5 x 7	D	7	5	2-1/8	2-3/4	2
U220H	—	FH1	—	5 x 7	B	7-1/8	5-3/4	5-3/16	—	5
U261F	—	FH1	—	6 x 9	B	9-1/8	7-1/4	5-3/16	—	3
U610F	FR67X2	—	FH682	9 x 17	B	17-3/8	9-3/4	5-3/16	—	4

## Cabinet Dimensions

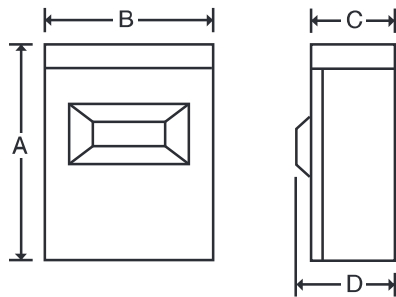


Fig. A

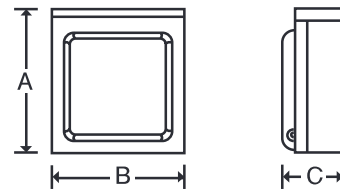


Fig. B

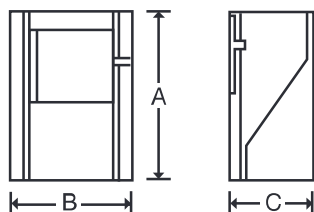


Fig. C

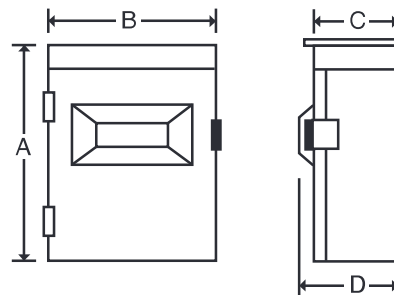


Fig. D