

Wet Switch® prevents flooding and property damage by detecting moisture caused by accumulation of air-conditioning condensate, drain leaks, etc. When moisture is detected, the normally closed circuit controlling the system is disconnected. An additional circuit is included, normally open, that may be used to operate an alarm device as well. Multiple Wet Switches may be connected in series (within the electrical limits of the power supply), to expand coverage area. Wet Switch incorporates isolated relay contacts, for added flexibility in installations with electronic control boards where breaking one lead from the transformer is not possible.

Status Indications & Operation

Normal State: When power is applied and no moisture is detected, the “POWER ON” LED will be lit green, and the “MOISTURE” LED will be OFF.

Pressing **TEST** button simulates moisture detection and confirms proper function of Wet Switch. “MOISTURE” LED will be lit red, & “POWER” LED will be OFF.

Press **RESET** button to return Wet Switch to normal state.

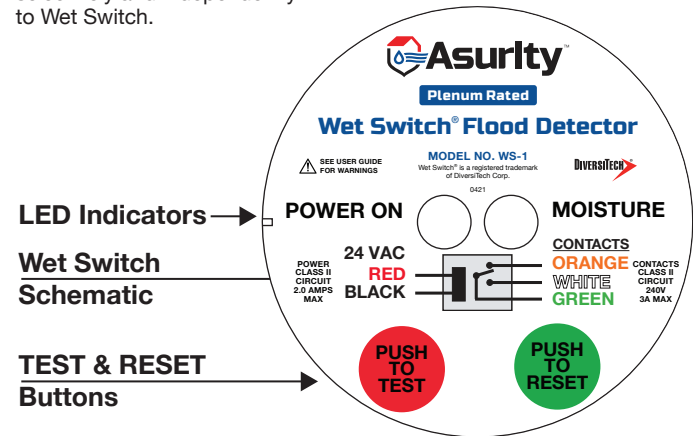
When moisture is detected, the control circuit is opened, and the “MOISTURE” LED is lit red. Wet Switch will remain in this state until the problem is corrected and the **RESET** button is pressed, or power is disconnected. After correcting the moisture problem, & with power disconnected, use a clean, absorbent cloth to thoroughly dry the sensor pad on the bottom of Wet Switch. Any residual moisture in the pad may cause a false detection. A warm air device (such as a hair drier on low heat **ONLY**) may be used to help dry the pad.

Installation

1. Turn off power to the system.
2. Place Wet Switch, padded side down, on the surface to be monitored.
3. Connect wiring as shown in the diagrams on page 2. Wires may be extended as necessary, but avoid excess run lengths.
4. Restore power to the system.
5. Press “TEST” to assure proper function.

Controlling Selected Components

System components such as compressors, electric valves, condenser pumps, chill water pumps, or other 24 VAC controls may be connected selectively and independently to Wet Switch.



WET SWITCH SPECIFICATIONS

LED INDICATORS:

Green: Power On, Normal State
Red: Moisture Detected

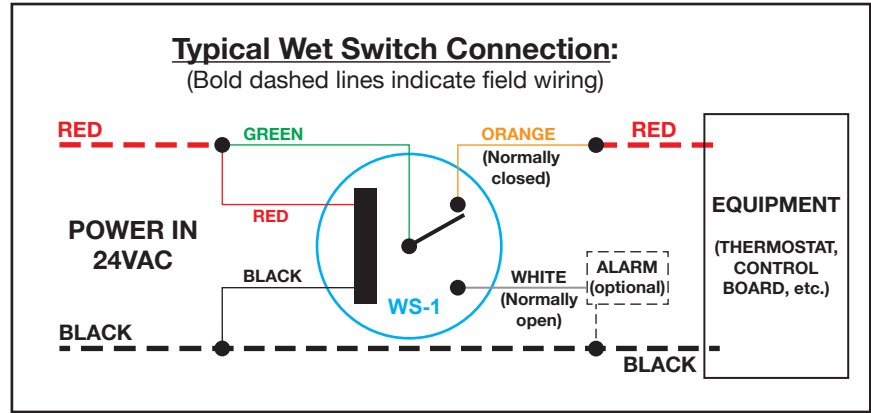
POWER REQUIREMENTS:

24 VAC, 50/60 Hz
1.5 Watts max (wet), <0.5 Watts (dry)

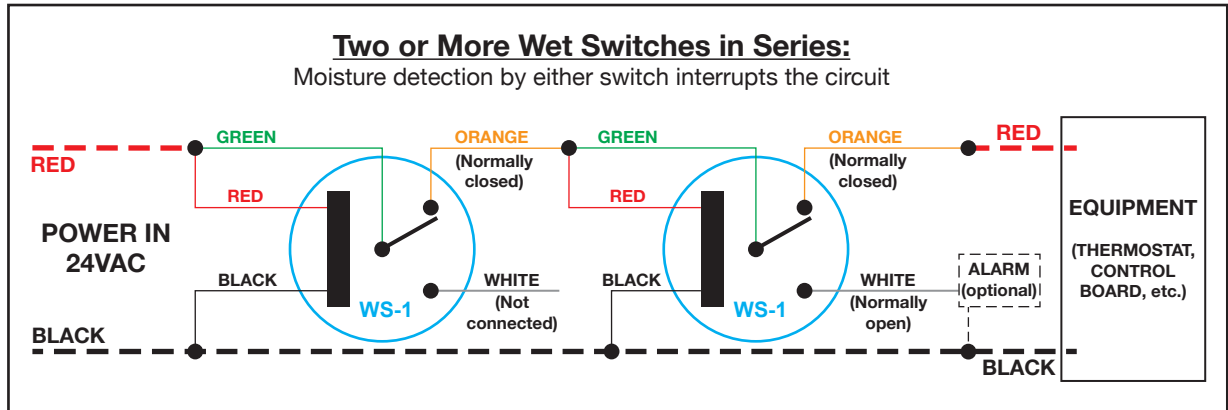
RELAY:

Isolated Contacts:

Normally Closed - 3 Amps (max) @ 240 V
Normally Open - 3 Amps (max) @ 240 V



Dashed lines indicate field wiring



Asurity™ is a registered trademark of DiversiTech Corporation.
©2021 DiversiTech Corporation
0621